



**STROMAB**

EXPERTS IN CROSSCUTTING SOLUTIONS SINCE 1965

## CLASSIC TOOLS FOR **GLUING**

---

SM - STH - STP - SL -  
SPECIAL - STC - UNI



# STROMAB

EXPERTS IN CROSSCUTTING SOLUTIONS SINCE 1965

## THE VALUES THAT REPRESENT US

---

The **PASSION** of our family and our employees for their work.




THE **RELIABILITY** of our products and our production process.



The **SENSE OF RESPONSIBILITY** that marks every step in the job.



The **VALUE** we give to our work and to the people who work with us.



# STROMAB HAS STOOD FOR **RELIABILITY** SINCE 1965

And we believe that this word best expresses the philosophy behind our products over our more than 50 years in business following the business acumen of the founder of the company, Luciano Bertesi.



With a surface area of over 5000 m<sup>2</sup>, 40 employees and a constantly updated and extended line of products, Stromab has made a significant name for itself as one of the most dynamic companies in the woodworking machinery sector.

Every year, we send out more than 450 machines for the complete satisfaction of our customers. We would like to thank all those who continue to believe in our products and our values.

Using the latest manufacturing systems, Stromab controls the production cycle of its machines, starting from the design, prototypes, machining, painting, assembly and up to their testing. Our integrated production system enables us to guarantee the RELIABILITY of our products.



## CLAMPING MACHINES FOR GLUING



	MANUAL HYDRAULIC	PNEUMATIC	ELECTROHYDRAULIC
<b>MODEL</b>	<b>SM - STH/S - STH/D</b>	<b>STP/S - STP/D</b>	<b>SL1 - SL2 - SL3</b>
Working capacity mm	2500 x 1800	2500 x 1800	from 3 to 20 metres
Type of cylinder	manual hydraulic cylinder	pneumatic	hydraulic
Thrust of each cylinder Kg	1500	450	2500
Page	7	8	9 - 10 - 11

## UNIVERSAL CLAMPING MACHINES



	PNEUMATIC		HYDRAULIC	
<b>MODEL</b>	<b>STC2100</b>	<b>STC3100</b>	<b>UNI2100</b>	<b>UNI3100</b>
Working capacity mm	2100 x 1000	3100 x 1000	2100 x 1000	3100 x 1000
Type of cylinder	pneumatic cylinder	pneumatic cylinder	manual hydraulic cylinder	manual hydraulic cylinder
Thrust of each cylinder Kg	700	700	1500	1500
Page	18	18	19	19

# CLAMPING MACHINES FOR DOORS AND WINDOWS



	HYDRAULIC	PNEUMATIC	ELECTROHYDRAULIC	
MODEL	STH/OR-M	STP/OR-M	STH/OR-A	SPECIAL
Working capacity mm	2500 x 1800	2500 x 1800	2500 x 1800	3000 x 2000
Type of cylinder	manual hydraulic	pneumatic	hydraulic	hydraulic
Thrust of each cylinder Kg	1500	450	1500	2500
Page	14	14	15	15





**CLAMPING  
MACHINES** FOR  
GLUING SMALL BUT  
ESSENTIAL.

# SM - STH/S - STH/D

## MANUAL HYDRAULIC

### FEATURES

- Hydraulic clamping machines for gluing of planks, blockboard
- Small footprint with front loading
- Structure on wheels including two steering wheels (not SM)
- Height adjustable manual hydraulic cylinders, practical and easy to operate
- Sliding vertical beams
- Front workpiece clamp



Manual hydraulic cylinder in steel with fast pressurisation and discharge.



STH/S



STH/D

TECHNICAL CHARACTERISTICS		SM-250	STH/S	STH/D
Item code		ZM075	ZM076	ZM077
Structure of the machine		secured to the wall	frame with wheels	frame with wheels
Operator sides	no.	1	1	2
Actual working dimensions	mm.	2500 x 1800	2500 x 1800	2500 x 1800
Quantity of manual hydraulic cylinders	no.	3	4	8
Stroke of manual hydraulic cylinders	mm.	60	60	60
Thrust of manual hydraulic cylinders	Kg.	1500	1500	1500
Quantity of front manual pressure clamps	no.	1	1	2

# STP/S - STP/D

## PNEUMATIC

### FEATURES

- Pneumatic clamping machines for gluing of planks, blockboard
- Small footprint with front loading
- Structure on wheels including two steering wheels
- Height-adjustable pneumatic cylinders, practical and easy to operate
- Sliding vertical beams
- Front workpiece clamp



TECHNICAL CHARACTERISTICS		STP/S	STP/D
Item code		ZM079	ZM080
Structure of the machine		frame with wheels	frame with wheels
Operator sides	no.	1	2
Actual working dimensions	mm.	2500 x 1800	2500 x 1800
Quantity of pneumatic cylinders	no.	4	8
Stroke of pneumatic cylinders	mm.	90	90
Thrust of pneumatic cylinders	Kg.	450	450
Quantity of front manual pressure clamps	no.	1	8
Operating pressure	bar	8	8



# SL1

## HYDRAULIC FOR LAMELLAR BEAMS

### FEATURES

- Hydraulic clamping machines for the production of non-structural lamellar beams
- Small footprint with front loading
- Wide range of lengths from mm 3000 to mm 8000
- Sliding vertical beams
- Distributor with 2 control levers
- Height adjustable support bases
- Wide range of accessories



Detail of the control panel.



Detail of the pneumatic pressure clamp in operation.



TECHNICAL CHARACTERISTICS		SL1-3000	SL1-4000	SL1-5000	SL1-6000
Item code		ZM084	ZM085	ZM086	ZM087
Working capacity	mm.	3000 x 1300	4000 x 1300	5000 x 1300	6000 x 1300
Maximum thickness of beam for bonding	mm.	150	150	150	150
Quantity of vertical beams with cylinder	no.	6	8	10	12
Thrust of each hydraulic cylinder	Kg.	2500	2500	2500	2500
Force exercised with 80 mm thick beam	Kg. / cm <sup>2</sup>	6	6	6	6
Frontal pressure clamps	no.	optional	optional	optional	optional
Power of hydraulic control unit	HP	3	3	3	3

# SL2 - SL3

## HYDRAULIC FOR LAMELLAR BEAMS

### FEATURES

- Hydraulic clamping machines for the production of structural lamellar beams
- Small footprint with front loading
- Wide range of lengths from mm 3000 to mm 20000
- Fixed vertical beams
- Hanging lengthwise sliding control panel
- Height adjustable support bases
- Cylinders and pressure clamps fitted with independent open/close tap
- Sliding front pressure clamps
- Front loading and unloading using the pressure clamp parking stations



Cylinders and pressure clamps fitted with independent open/close valve.

TECHNICAL CHARACTERISTICS		SL2-3000	SL2-4000	SL2-6000	SL2-8000
Item code		ZM088	ZM089	ZM090	ZM091
Working capacity	mm.	3000 x 1200	4000 x 1200	6000 x 1200	8000 x 1200
Maximum thickness of beam for bonding	mm.	200	200	200	200
Quantity of vertical beams with cylinder	no.	6	8	12	16
Thrust of each hydraulic cylinder	Kg.	7200	7200	7200	7200
Force exercised on 120 mm thick beams	Kg. / cm <sup>2</sup>	11	11	11	11
Force exercised on 200 mm thick beams	Kg. / cm <sup>2</sup>	7.3	7.3	7.3	7.3
Front hydraulic pressure clamps	no.	3	4	6	8
Power of hydraulic control unit	HP	7.5	7.5	7.5	7.5



TECHNICAL CHARACTERISTICS		SL3-3000	SL3-4000	SL3-6000	SL3-8000
Item code		ZM092	ZM093	ZM094	ZM095
Working capacity	mm.	3000 x 1200	4000 x 1200	6000 x 1200	8000 x 1200
Maximum thickness of beam for bonding	mm.	200	200	200	200
Maximum thickness with optional modification	mm.	250	250	250	250
Quantity of vertical beams with cylinder	no.	9	12	18	24
Thrust of each hydraulic cylinder	Kg.	7200	7200	7200	7200
Force exercised on 200 mm thick beams	Kg. / cm <sup>2</sup>	11	11	11	11
Force exercised on 250 mm thick beams	Kg. / cm <sup>2</sup>	8.7	8.7	8.7	8.7
Front hydraulic pressure clamps	no.	3	4	6	8
Power of hydraulic control unit	HP	7.5	7.5	7.5	7.5

**CLAMPING  
MACHINES**  
FOR DOORS  
AND WINDOWS.






# STH/ORM - STP/ORM

## HYDRAULIC AND PNEUMATIC

### FEATURES

- Hydraulic and pneumatic clamping machines for doors and windows
- Small footprint with front loading
- Structure on wheels including two steering wheels
- Height adjustable manual hydraulic and pneumatic cylinders, practical and easy to operate
- Sliding vertical beams



STP/ORM



STH/ORM

TECHNICAL CHARACTERISTICS		STH/ORM	STP/ORM
Item code		ZM078	ZM081
Structure of the machine		frame with wheels	frame with wheels
Operator sides	no.	1	1
Actual working dimensions	mm.	2500 x 1800	2500 x 1800
Manual hydraulic and vertical pneumatic cylinders	no.	3	3
Manual hydraulic and horizontal pneumatic cylinders	no.	2	2
Thrust of manual hydraulic cylinders	Kg.	1500	450

# STH/OR-A - SPECIAL

## ELECTROHYDRAULIC

### FEATURES

- Electrohydraulic hydraulic clamping machines for doors and windows
- Small footprint with front loading (vertical frame)
- Height-adjustable hydraulic cylinders, practical and easy to operate
- Sliding vertical beams
- Sliding, adjustable horizontal hydraulic cylinders




Practical system for releasing and positioning the cylinders.



Pivoting thrust feet for tilted frames.



STH/OR-A



SPECIAL

TECHNICAL CHARACTERISTICS		STH/OR-A	SPECIAL
Item code		ZM082	ZM083
Structure of the machine		with vertical frame	with vertical frame
Operator sides	no.	1	1
Actual working dimensions	mm.	2500 x 1800	3000 x 2000
Vertical hydraulic cylinders	no.	3	3
Horizontal hydraulic cylinders	no.	2	2
Thrust of manual hydraulic cylinders	Kg.	1500	2500
Cylinder control levers	no.	2	2
Independent control of pressure		-	•
Positioning system with counterweights		-	•
Power of hydraulic control unit	HP	1	1.5

# UNIVERSAL CLAMPING MACHINES







# STC - STC/B

## PNEUMATIC

### FEATURES

- Clamping machines for blockboard, frames, window frames, drawers, doors
- Two versions to cater for any demand: horizontal or vertical
- Adjustable pneumatic cylinders, practical and easy to operate
- Twin-station control panel
- 170 mm high cast iron guide rails



Pneumatic cylinder.



Bimanual control with management of 2 independent stations.



TECHNICAL CHARACTERISTICS		STC2100	STC3100	STC2100/B	STC3100/B
Item code		ZM103	ZM104	ZM105	ZM106
Structure of the machine		with horizontal frame	with horizontal frame	with vertical frame	with vertical frame
Operator sides	no.	2	2	1	1
Assembly stations	no.	2	2	2	2
Actual working dimensions	mm.	2100 x 1000	3100 x 1000	2100 x 1000	3100 x 1000
Quantity of pneumatic cylinders	no.	8	8	8	8
Thrust of pneumatic cylinders	Kg.	700	700	700	700
Diameter of pneumatic cylinders	mm.	115	115	115	115
Quantity of cast iron guide rails	no.	8	8	10	10

## MANUAL HYDRAULIC

### FEATURES


- Clamping machines for blockboard, frames, window frames, drawers, doors, furniture
- Vertical frame for smaller footprint
- Manual hydraulic cylinders, adjustable, practical and easy to operate
- Wide range of accessories



Extensions for assembling furniture parts.



Fixed and sliding front clamp.



TECHNICAL CHARACTERISTICS		UNI2100	UNI3100
Item code		ZM315	ZM316
Structure of the machine		with vertical frame	with vertical frame
Operator sides	no.	1	1
Actual working dimensions	mm.	2100 x 1000	3100 x 1000
Quantity of manual hydraulic cylinders	no.	6	6
Thrust of manual hydraulic cylinder	Kg.	1500	1500
Stroke of manual hydraulic cylinder	mm.	100	100
Quantity of cast iron guide rails	no.	10	10

# OPTIONAL ACCESSORIES

## CLAMPING MACHINES FOR GLUING

MODELS	SM-250	STH/S	STH/D	STP/S	STP/D	SL1	SL2	SL3
Vertical beams complete with manual hydraulic cylinder	•	•	•	-	-	-	-	-
Vertical beams complete with hydraulic cylinder	-	-	-	-	-	•	•	•
Vertical beams complete with pneumatic cylinder	-	-	-	•	•	-	-	-
Additional front clamp	-	-	-	-	-	-	•	•
Manual front clamps	•	•	•	•	•	•	-	-
Sliding manual front clamps	-	-	-	-	-	•	-	-
Sliding pneumatic front clamps	-	-	-	-	-	•	-	-
Longer base length	•	•	•	•	•	-	-	-
More operating height	•	•	•	•	•	-	-	-
Distributor with several levers	-	-	-	-	-	•	-	-
Modification for beams up to 250 mm thick	-	-	-	-	-	-	•	•
Different lengths than standard	-	-	-	-	-	-	•	•

## CLAMPING MACHINES FOR DOORS AND WINDOWS

MODELS	STH/OR-M	STP/OR-M	STH/OR-A	SPECIAL
Vertical beams complete with manual hydraulic cylinder	•	-	-	-
Vertical beams complete with pneumatic cylinder	-	•	-	-
Vertical beams complete with hydraulic cylinder	-	-	•	•
Manual front clamps	•	•	•	•
More length of base	•	•	•	•
More operating height	•	•	•	•
Extra horizontal hydraulic cylinder	-	-	•	•
Counterweights for vertical and horizontal cylinders	-	-	•	-
Cylinder bypass valves	-	-	•	•
Swivel foot for tilted frames	-	-	•	•

## UNIVERSAL CLAMPING MACHINES

MODELS	STC2100	STC2100/B	STC3100	STC3100/B	UNI2100	UNI3100
Extra pneumatic cylinders	•	•	•	•	-	-
Extra cast iron guide rail	•	•	•	•	-	-
Intermediate guide rail	-	-	-	-	•	•
45° guide rail bracket	•	•	•	•	-	-
Fixed manual front clamp	-	-	-	-	•	•
Sliding manual front clamp	-	-	-	-	•	•
Extensions for assembling furniture parts	-	-	-	-	•	•
Extra manual hydraulic cylinder	-	-	-	-	•	•



# STROMAB

EXPERTS IN CROSSCUTTING SOLUTIONS SINCE 1965







www.stromab.it

## THE **VALUE** OF A FAMILY-OWNED COMPANY

---

Stromab has stood for reliability since 1965.

And we believe that this word best expresses the philosophy behind our products over our more than 40 years in business. The awareness that no investment can offer greater advantages than customer satisfaction leads us to constantly devote new resources for ongoing research into technology, development and human resources.

A constant growth trend is the natural result of a company policy based on the value of success in full compliance with environmental requirements. With a surface area of over 5000 m<sup>2</sup>, 40 employees and a constantly updated line of products, Stromab has made a significant name for itself as one of the most dynamic companies in the woodworking machinery sector.



# STROMAB

EXPERTS IN CROSSCUTTING SOLUTIONS SINCE 1965

### **STROMAB SPA**

42012 CAMPAGNOLA EMILIA (RE) Italy  
Via Zuccardi 28/a - Z.I. Ponte Vettigano  
Tel. (0522) 1718800 - Fax (0522) 1718803  
info@stromab.com - www.stromab.com